

NEUROPOWER

Powering Possibilities.
Connecting Futures.



● Online UPS

● **Cronus Rackmount**
Series

Cronus Rackmount Series


Protects and prevents business interruptions with our cost efficient Cronus Series. The Cronus Series is a rack or tower UPS with a true double conversion topology. It provides a pure sine wave output and seamless power correction to critical equipment and applications where power protection is essential to keep daily operations ongoing.

Our online UPS can be equipped with Extended Battery Modules (EBM) to extend backup runtime. Furthermore, Cronus' ECO mode for energy saving increases the model's productivity time, ensuring the UPS is being utilized to its full potential. This model comes with an LCD control panel, battery and power management system.

The Cronus Series consists of 1kVA to 10kVA models, where it offers generator compatibility and delivers clean electricity with zero transfer time from AC power to battery mode.



**RECORDING
STUDIO**



OFFICE SERVER



**CRITICAL
APPLICATION**

Cronus Rackmount Series 1kVA-10kVA features


Pure sinewave output using true double conversion technology with an output power factor of 0.8

1. Designed using digital microprocessors

UPS output is controlled and configured accurately to meet the desired reliability standards.

2. Built in smart communication ports

Manage your power smartly by connecting to any communication port such as a USB port or RS232, Emergency Power Off (EPO) as a safety feature and intelligent slot (SNMP, dry contact or Modbus).



Communication ports available on Cronus 10K and other Cronus Rackmount series

3. Emergency power off function (EPO)

Safety feature that immediately disconnects the UPS loads from utility power during an emergency. Available only for Cronus Rackmount Series 6kVA / 10Kva models.

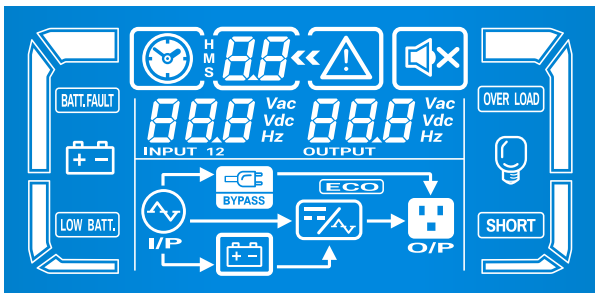
4. Comprehensive display | An easy monitoring experience for the status of the UPS.



(Left) Front view of Cronus 1K to 3K

(Bottom left to right)
Control panel of Cronus 6K,
Cronus 1K to 3K and Cronus 10K





Interface of LCD control panel

5. Adjustable charging current through LCD or software (1A~6A)

Provides an optimum charging current for all battery ratings used for a consistent power connectivity. Users can configure easily within the designated monitoring systems.

6. ECO mode available

ECO mode is identical to the concept for the basic mode of operations used in an offline UPS. The online double conversion UPS will function as a 'standby' or 'line interactive' mode where the input voltage regulation range can be set and modified through the LCD whenever the circumstance of energy saving is needed. Energy saving (ECO) mode is only available for Cronus Tower Series 1-3kVA models.

7. Input power factor correction

UPS input power factor is the ratio between the input active or also known as real power against the input apparent power. By using input power correction technology, more active power will be available from the UPS, essentially allowing more loads to be supported by a single UPS. Thus, saving floor space and overall cost especially cabling and installation.

8. Wide input voltage

The UPS is designed with this feature to take in a wider range of input voltage, necessary for facilities or areas with unstable power supply. With this feature, the UPS will be able to supply uninterrupted power using the input supply power regardless of stability ensuring power continuity.



9. Generator compatible with built in frequency converter mode

In the event of an extended power outage and generators are used to generate power in critical facilities, this feature ensures a stable and clean uninterrupted power supply to the essential equipment for its maximum protection and efficiency.

10. Hot swappable battery design

UPS's batteries can be swapped smoothly without powering down the connected equipment thus eliminating downtime during battery replacement and ensuring maximum power availability.

● Cronus Series Rackmount Models

Comes in a variety of sizes, user friendly components and power rates to provide a versatile power protection solution.



Cronus 1K



Cronus 2K




Cronus 3K



Cronus 6K



Cronus 10K




Technical Specification

Specification	Model		Cronus 1KR (KRS)	Cronus 2KR (KRS)	Cronus 3KR (KRS)	Cronus 6KR (KRS)		Cronus 10KR (KRS)			
		Phase		Single Phase with Ground							
	Capacity (VA / W)		1000 / 800	2000 / 1600	3000 / 2400	6000 / 4800		10000 / 8000			
Input	Nominal Voltage (VAC)		200/208/220/230/240			208/220/230/240					
	Input Voltage Range (VAC)		110 - 300 at 50% Load 160 - 280 at 100% Load			110-300 ± 3% at 50% Load 176-300 ± 3% at 100% Load					
	Frequency Range (Hz)		40 - 70			46 - 54 or 56- 64					
	Power Factor		≥ 0.99 @ Nominal Voltage (100% Load)								
Output	Output Voltage (VAC)		200/208/220/230/240			208/220/230/240					
	Voltage Regulation		± 1%								
	Synchronized Frequency Range (Hz)		47 - 53 or 57 - 63			46 - 54 or 56- 64					
	Battery Mode Frequency Range (Hz)		50 ± 0.25 or 60 ± 0.3			50 ± 0.1 or 60 ± 0.1					
	Current Crest Ratio		3 : 1								
	Harmonic Distortion (THD)		≤ 3 % (Linear Load) ≤ 6 % (Non-Linear Load)			≤ 3 % (Linear Load) ≤ 5% (Non-Linear Load)					
	Transfer Time (ms)	AC Mode to Batt. Mode		0							
		Inverter to Bypass		4			0				
	Waveform (Batt. Mode)		Pure Sinewave								
	Outlet		3 x IEC Sockets	4 x IEC Sockets	4 x IEC Sockets	Terminal Block					
Efficiency	AC Mode		88%	89%	90%	92%		93%			
	Battery Mode		83%	87%	88%	90%		91%			
Battery	Standard Model	Battery Type		12V9AH SLA							
		Quantity (pcs)		2	4	6	16	20	16	20	
		Typical Recharge Time		4 hours recover to 90% capacity			9 hours recover to 90% capacity				
		Charging Current (A)		1			1 / 2 (Adjustable)				
	Charging Voltage (VDC)		27.4 ± 1%	54.7 ± 1%	82.1 ± 1%	218.4 ± 1%	273 ± 1%	218.4 ± 1%	273 ± 1%		
	KS Model	BatteryType		Depending on applications							
		Quantity (pcs)		2	4	6	16 - 20 (Adjustable)				
		Charging Current (A)		1 / 2 / 4 / 6			1 / 2 / 4 / 6 (Adjustable, 6A is only available for 16pcs batteries)				
Charging Voltage (VDC)		27.4 ± 1%	54.7 ± 1%	82.1 ± 1%	218.4 - 273 ± 1% (Based on 16pcs batteries)						
Status Indicators	Graphical LCD Display		Load Level, Battery Level, AC Mode, Battery Mode, Bypass Mode, and Fault								
Audible Alarm	Battery Mode		Beeping every 4 sec								
	Battery Low		Beeping every sec								
	Overload		Beeping twice every sec								
	Fault		Continuous Beeping								
Physical	Standard Model	Dimension, W x D x H (mm)		438 x 310 x 88 (2U)	438 x 410 x 88 (2U)	438 x 630 x 88 (2U)	UPS: 438 x 500 x 88 (2U) EBM: 438 x 580 x 133 (3U)		UPS: 438 x 580 x 133 (3U) EBM: 438 x 580 x 133 (3U)		
		Net Weight (kg)		12.0	19.0	29.3	UPS: 15 EBM: 48	UPS: 15 EBM: 61	UPS: 18 EBM: 51	UPS: 18 EBM: 61	
	KS Model	Dimension, W x D x H (mm)		438 x 310 x 88 (2U)	438 x 410 x 88 (2U)		UPS: 438 x 500 x 88 (2U)		UPS: 438 x 580 x 133 (3U)		
		Net Weight (kg)		9.0	12.0	14.2	15.0		18.0		
Communications	Interface Port		USB, Smart RS-232 , EPO & Intelligent Slot								
	Intelligent Slot		AS400 / SNMP - optional								
	Emergency Power Off (EPO)		Yes								
Power Management	Software		Yes. Support Window® family, Unix, Linux, Ubuntu, Solaris & MAC Operating System								
Operating Environment	Relative Humidity (non-condensing)		20-90 % RH @ 0- 40°C			0-95 % RH @ 0- 40°C					
	Noise Level @ 1 Meter (dB)		< 50			< 55		< 58			
Design Standards	Safety and EMC		CE and SIRIM								

- Derate to 80% of capacity in frequency converter mode and to 80% when the output voltage is adjusted to 100/200/208 VAC.
- Long run model is only available in 200/208/220/230/240 VAC systems

NEUROPOWER (M) SDN BHD 200301034724 (637145-P)

 No. 23, Jalan Serendah 26/41, Hicom Industrial Estate,
40400 Shah Alam, Selangor.

 enquiry@neuropower.com.my  1300 88 6772

 www.neuropower.com.my  NeuropowerMy

