

NEUROPOWER

Powering Possibilities.
Connecting Futures.



● Online UPS


● **Cronus Pro**
Rackmount *Series*

—● Cronus Pro Series

(Rackmount)

Cronus Pro series is the ideal solution for protecting mission critical systems such as voice over internet protocol (VoIP), telecommunication devices and IT systems to ensure maximum power accountability and reliability. The Cronus Pro series is also available in both tower and rackmount configurations. It is also designed and built using state-of-the-art technology and electrical components to provide maximum power protection to the load connected as well as optimized energy savings.


The UPS comes with a functional LCD for load level, battery level, AC mode, battery mode and bypass mode as well as fault indicator; RS232 and HID compliant USB interfaces powered with our exclusive PowerMaster Cloud monitoring software. PowerMaster is extremely convenient in that you can monitor multiple UPS on a single device and be notified instantly during any event.



IT SYSTEMS



DATA CENTER



OFFICE SERVERS

Cronus Pro Rackmount Series 1kVA-10kVA features

Pure sinewave output using true double conversion technology with an output power factor of 0.9

1. Designed using digital microprocessors

UPS can be easily controlled and configured to meet the desired reliability standards.

2. Built in smart communication port

Manage your power smartly by connecting to any HID (Human Interface Devices) such as a USB port or RS232 and a smart slot for optional Mini-wifi CMCARD-CW, SNMP CARD and Mini-ETH CMCARD-E



HID and smart slots can be found on Cronus Pro 6K and other Cronus Pro series


3. Emergency power off function (EPO)

Safety feature that immediately disconnects the UPS loads from utility power during an emergency. Available only for Cronus Rackmount Series 6kVA / 10Kva models.

4. Compatible with the PowerMaster cloud monitoring software

Users can monitor the UPS's performance in real time from anywhere and anytime easily through any mobile device connected by WiFi.





5. Multifunctional LCD display

Allows easy monitoring and control experience of the UPS parameters.



All Cronus Pro series shares the same LCD display



6. ECO mode and high efficiency power conversion available

This UPS optimizes energy saving through ECO mode that is supported by its highly competent power conversion feature. Whenever the circumstance of energy saving is needed, this online double conversion UPS will function as a 'standby' or 'line interactive' mode where the input voltage regulation range can be set and configured easily through the LCD.

7. Input power factor correction

Power factor is the ratio between the input active or also known as real power against the input apparent power. Using input power correction technology to ensure the input power factor is near unity (>99%) essentially reduces cable size and installation cost and also allows more loads to be supported by a single UPS.

8. Wide input voltage

The UPS is designed with this feature to take in a wider range of input voltage, necessary for facilities or areas with unstable power supply. With this feature, the UPS will be able to supply uninterrupted power using the input supply power regardless of stability ensuring power continuity.

9. Generator compatible

UPS can be installed in residential or commercial properties with generators on standby. In the event of an extended power outage, the UPS ensures a stable and clean uninterrupted power supply to the essential equipment for its maximum protection and efficiency.

● Cronus Pro Rackmount Models

Comes in a variety of sizes, user friendly components and power rates to provide a versatile power protection solution.



Cronus Pro 1K



Cronus Pro 2K



Cronus Pro 3K




Cronus Pro 6K & Cronus Pro 10K



Technical Specification

Specification	Model	Cronus Pro 1KR (KRS)	Cronus Pro 2KR (KRS)	Cronus Pro 3KR (KRS)	Cronus Pro 6KR (KRS)	Cronus Pro 10KR (KRS)	
		Phase	Single Phase with Ground				
	Capacity (VA / W)	1000 / 900	2000 / 1800	3000 / 2700	6000 / 5400	10000 / 9000	
Input	Voltage Range (VAC)	80 - 300 ± 3% at 50% Load 160 - 300 for 1K and 2K at 100% Load 190 - 300 for 3K and above			80 - 300 ± 3% at 40% Load 176 - 300 at 100% Load		
	Frequency Range (Hz)	40 - 70			45 - 55 or 54 - 66		
	Power Factor	≥ 0.99					
Output	AC voltage (VAC) & Regulation	208/220/230/240 ± 1%					
	Battery Mode Frequency Range (Hz)	50 ± 0.5%					
	Current Crest ratio	3 : 1					
	Harmonic Distortion (THD)	≤ 2% (Linear Load), ≤5% (Non-Linear Load)					
	Overload Protection	Line Mode	105% - 110 % warning without shutdown Transfer bypass for 111% - 120% at 60s, > 120% immediately			Transfer bypass for 105% - 125% at 1 min, 126% - 135% at 30s, 136% - 150% at 10s, >150% immediately	
		Battery Mode	105% - 110 % warning without shutdown Shutdown for 111% - 120% at 10s, > 120% immediately			Shutdown for 105% - 125% at 60s, 125% - 135% at 30s > 135% immediately	
		Bypass Mode	110% - 130% warning without shutdown Shutdown for > 130% immediately			Cut off for 125% - 150% and warning for 60s, Cut off for 150% - 170% and warning for 10s, Cut off for > 170% and warning for 1s	
Waveform (Batt Mode)	Pure Sine Wave						
Outlet	8 x IEC C14	8 x IEC C14	8 x IEC C14; 1 x IEC C20	Terminal Block			
Efficiency	AC Mode	88%	90%	91%	92%		
	Battery Mode	85%	87%	88%	90%		
	ECO Mode	96%	96%	96%	96%		
Battery	Standard Model	Battery Type (QTY)	12V 9AH SLA (2 pcs)	12V 9AH SLA (4 pcs)	12V 9AH SLA (6pcs)	12V 7AH SLA (16 pcs)	12V 9AH SLA (16pcs)
		Typical Recharge Time to 90% (hours)	4			5	6
		Charging Current (A)	1.5			1	
		Charging Voltage (VDC)	27.4 ± 1%	54.7 ± 1%	82.2 ± 1%	218.4 ± 1%	
	KS Model	Battery Type (QTY)	2 pcs SLA and depending on battery AH	4 pcs SLA and depending on battery AH	6 pcs SLA and depending on battery AH	16 pcs SLA and depending on battery AH	
		Typical Recharge Time to 90% (hours)	4 / 8			4	
		Charging Current (A)	4 / 8			4	
		Charging Voltage (VDC)	27.4 ± 1%	54.7 ± 1%	82.2 ± 1%	218.4 ± 1%	
Status Indicators	Status	LCD Display for Load Level, Battery Level, AC Mode, Battery Mode, Bypass Mode and Fault Indicator					
Alarm	Battery mode	Beeping every 10 seconds					
	Low battery	Beeping every 2 seconds					
	Overload	Beeping twice every second					
	Fault	Continuously Beeping					
Physical	Standard Model	Dimension, W x D x H (mm)	UPS: 438 x 430 x 88 (2U)		UPS: 438 x 610 x 88 (2U)	UPS: 438 x 480 x 131 (3U); EBM: 438 x 680 x 131 (3U)	
		Net Weight (kg)	10.4	17.15	27.6	59.4	70.0
	KS Model	Dimension, W x D x H (mm)	UPS: 438 x 430 x 88 (2U)		UPS: 438 x 610 x 88 (2U)	UPS: 438 x 480 x 131 (3U)	
		Net Weight (kg)	8.4	8.5	12.0	13.8	14.6
Operating Environment	Relative Humidity (Non-Condensing)	20-90 % RH @ 0- 40°C					
	Noise Level @ 1 Meter (dB)	< 45	< 50		< 55		
Power Management	Smart RS 232	Cloud ready PowerMaster Management software supports Windows					
	HID Compliant USB						
	Smart Slot	For mini-wifi CMCARD-W, mini-eth CMCARD-E, mini SNMP PMCARD and mini DCT 400 dry contact card					
Design Standards	Safety and EMC	CE and SIRIM					

NEUROPOWER (M) SDN BHD 200301034724 (637145-P)

 No. 23, Jalan Serendah 26/41, Hicom Industrial Estate,
40400 Shah Alam, Selangor.

 enquiry@neuropower.com.my  1300 88 6772

 www.neuropower.com.my  NeuropowerMy

